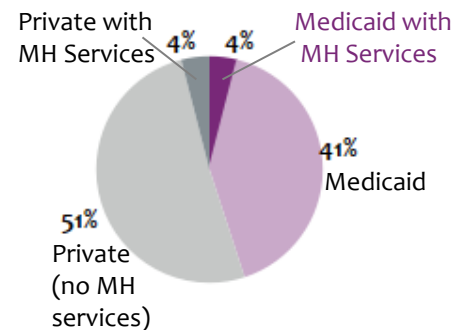


Medicaid. In Wisconsin, the Medicaid program is more commonly known as BadgerCare or Title 19. BadgerCare Plus refers to the part of Wisconsin's Medicaid program which insures children, children in foster care, children receiving Social Security Income (SSI),¹ and low-income or disabled adults. Within the OCMH fact sheets, we use the term Medicaid.

Children, Medicaid, and Mental Health Services (2015)

- Medicaid covers approximately half of Wisconsin's 1.3 million children; the remaining children are covered by private (employer-sponsored) insurance, leaving 5% of Wisconsin's children uninsured.²
- 9% (54,770) of children on Medicaid (around 600,000 throughout 2015) received Medicaid-funded mental health services (therapy, psychiatric hospitalizations, or other treatments); this represents 4% of the Wisconsin child population.³
- An estimated 21% of Wisconsin's children have any mental illness. Some children receive mental health services through other public systems or through private insurance (~4% of Wisconsin children),⁴ but there still remains a treatment gap of about 34% of children.⁵
- Children with mental/behavioral issues on average receive approximately the same rates of treatment whether covered by Medicaid or private insurance (52.9% vs. 52.6%).⁶
- Racial/ethnic data is missing for about 20% of the Wisconsin children on Medicaid, but of those with a race/ethnicity listed, 64% are white, 17% Black, 15% Hispanic, 4% Asian, Native American, or Alaskan.⁷
- 55% of youth recipients of mental health services are male and 45% are female. Males tend to receive most services earlier (between 8 and 11 years old) while females receive the majority of services in adolescence (between 13 and 17 years old).⁵

One out of 25 Wisconsin children receives Medicaid reimbursed mental health services



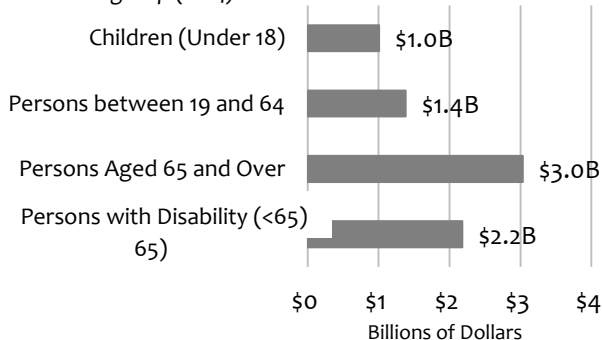
Medicaid Spending⁸

Medicaid services are paid 40% by the state, and 60% by federal dollars. In 2015, \$94 million was spent on children's Medicaid mental health services in Wisconsin.

Total spending on children's mental health in 2014 was:

- 7% of the \$1B spent on children
- 1% of the 7.6B spent on Medicaid overall

Wisconsin (state + federal) Medicaid spending by enrollment group (2014)

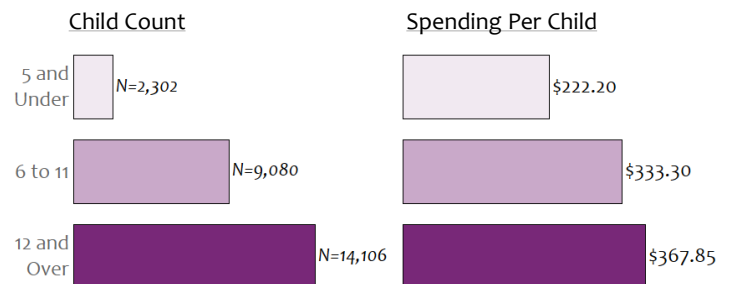


Cost per Child⁹

Medicaid paid an average of \$318 per child in 2015 for mental health services, up 14% from 2014.

- The amount per child varied by county ranging from under \$100 to \$700 per child in a single year.
- Amount per child varied by age, with Medicaid paying more for older children (below).

Child count and average Medicaid mental health spending per child by age group in Wisconsin (2015)



Key Findings

- Only 1% of the Medicaid budget is spent on children's mental health services.
- 10% of children on Medicaid received Medicaid-funded mental health services, representing 4% of Wisconsin's children.
- There are many Medicaid funded children's mental health services. Ideally, children and families would receive community based, lower cost services prior to engaging in hospitalizations and other high-intensity, high-cost services.

Children's Medicaid Funded Mental Health Services (page 2)

Medicaid covers a variety of mental health services. The continuum ranges from outpatient therapy, to intermediate services such as crisis stabilization, and finally hospitalizations for acute care.¹⁰ Focusing on outpatient and in-home services, with more intermediate services as needed, may support keeping children in their home and prevent psychiatric hospitalizations and residential care.¹¹

Outpatient and In-Home Therapy

- 47,776 children
- \$333 per child
- \$45 to \$150 per visit

Provided by psychiatrists, counselors, therapists, or social workers

Intermediate Services

- 13,614 children
- \$3,343 per child
- Between \$71 and \$108 per day

Crisis services in or out of a hospital setting (daytime only) and comprehensive supports

Psychiatric Hospitalizations

- 3,030 children
- \$7,209 per child
- \$786 per day
- \$4,600 per visit

Voluntary or involuntary hospitalizations for children with acute needs

Parent and Youth Voice¹²

Parents are grateful for access to Medicaid services that are not income-based, allowing their children to receive services not provided by private health insurance such as psychosocial rehabilitative services.

Parents report that Medicaid funds a wider range of community-based services than does private insurance.

By changing mental health prior authorization regulations, families report that Wisconsin Medicaid administrators facilitated easier, more timely access to services.

References

1. Approximately half of children on SSI qualify under mental health-related diagnoses. National Academies of Sciences, Engineering, and Medicine. (NAEM) *Mental disorders and disabilities among low-income children*. National Academies Press, 2015.
2. Kaiser Family Foundation. (2017). *Monthly Child Enrollment in Medicaid and CHIP*. State Health Facts, March 2017. Retrieved 7/12/2017 from kff.org.
3. Wisconsin Department of Health Services. (2015). Medicaid claims spending [Data file]. Received 3/1/2017 from the Division of Medicaid Services.
4. Wisconsin Health Information Organization. (2015). *Mental Health Claims Data* [Data file]. Retrieved 5/9/2017.
5. Department of Health Services, Division of Care and Treatment Services. (2017). *Wisconsin Mental Health and Substance Use Needs Assessment*. Madison, WI. (In Press).
6. National Survey of Children's Health. (2016). *Child and Adolescent Health Measurement Initiative, Data Resource Center for Child and Adolescent Health* [Data file]. Retrieved 9/21/2017 from www.childhealthdata.org.
7. Wisconsin Department of Health Services. (2012-2015). *Medicaid claims spending* [Data file]. Received 3/1/2017 from the Division of Medicaid Services.
8. Kaiser Family Foundation. (2014). *Medicaid Spending by Enrollment Group*. State Health Facts, 2014. Retrieved 8/22/2017 from www.kff.org/medicaid/state-indicator/medicaid-spending-by-enrollment-group/.
9. Wisconsin Department of Health Services. (2012-2015). *Medicaid claims spending* [Data file]. Received 3/1/2017 from the Division of Medicaid Services.
10. IBID. Per child and per visit costs reflect the median paid in 2015. Per day costs reflects the total number of days utilized divided by the total cost.
11. Segal, S. P., & Burgess, P. M. (2008). Use of community treatment orders to prevent psychiatric hospitalization. *Australian & New Zealand Journal of Psychiatry*, 42(8), 732-739.
12. Children's Mental Health Collective Impact Parent and Youth Partners. For more information visit <https://children.wi.gov/>.