

Mental Health Provider Availability for Adults and Children¹

By 2025, the United States will face a 20% mental health provider shortage including social workers, therapists, and psychiatrists.² Wisconsin's rural communities are projected to experience the biggest impact.³

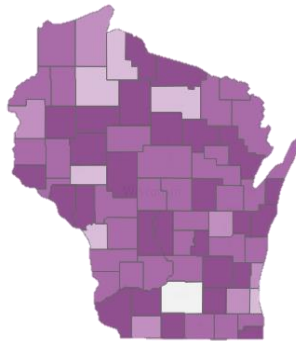
Geographic Impact⁴

Rural Wisconsin has almost half as many mental health providers as urban Wisconsin.

Ratio of population to mental health providers⁵

Best
288 : 1

Worst
6,596 : 1



Rural

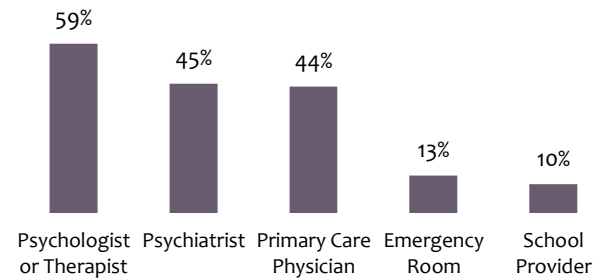
Urban

For every hundred residents in rural Wisconsin there are approximately **11 mental health professionals**.

For every hundred residents in urban Wisconsin there are approximately **19 mental health professionals**.

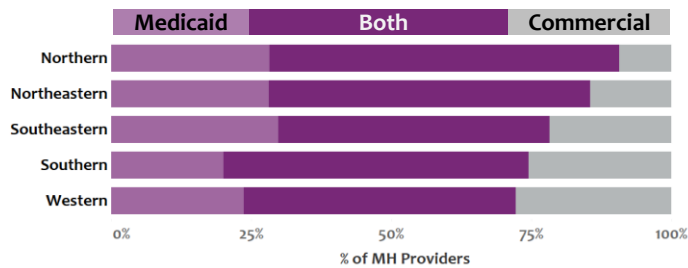
Provider Type⁶

Wisconsin residents primarily see a psychologist or therapist, psychiatrist, or a primary care provider (see bar graph below). Individuals may see more than one provider.



Insurance Coverage: In addition to geography, insurance type impacts access to providers. 71% of providers in 2015 accepted Medicaid (exclusively, or along with commercial insurance) with varying availability across regions.

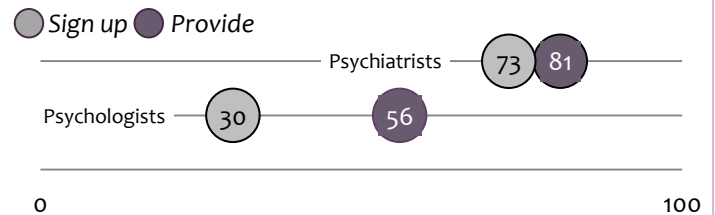
Percent of regional providers who provided services to patients with commercial or Medicaid insurance coverage⁷



Mental Health Providers and Medicaid⁸

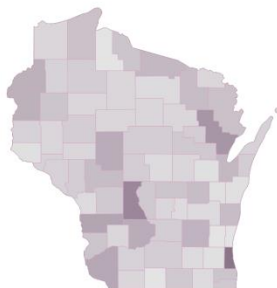
In Wisconsin in 2014:

- 30% of psychologists signed up to receive Medicaid clients, and 56% saw Medicaid clients
- 73% of psychiatrists signed up to receive Medicaid clients and 81% saw Medicaid clients

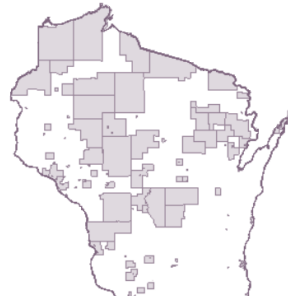


Wisconsin has a total of 134 Mental Health Professional Shortage Areas including a large area where the population is medically underserved (all specialties), particularly in the north western region.⁹

Mental health professional shortage areas (2017)



Medically underserved populations (2017)



Key Findings

- Rural Wisconsin has an overall provider shortage which includes mental health providers.
- Primary care physicians play a significant role in mental health provision.
- Wisconsin's northern region has the most providers who accept Medicaid compared to the western region where fewer providers accept Medicaid.
- Most psychiatrists in Wisconsin register for and provide services to Medicaid clients.

References

1. Data is not available to identify providers specifically for children in most databases.
2. US Department of Health and Human Services. (2016). *National Projections of Supply and Demand for Selected Behavioral Health Practitioners: 2013-2025*. Retrieved 8/7/2017 from bhw.hrsa.gov.
3. Sugden, Nancy. (2015). *Projection of Physician Supply and Demand in Wisconsin through 2025*. Area Health Education Center, UW School of Medicine and Public Health. Retrieved 8/7/2017 from ahec.wisc.edu/.
4. Office of Rural Health. (2017). *Rural Wisconsin Health*. Retrieved 8/7/2017 from <http://worh.org/>.
5. Wisconsin Rankings. (2016). *County Health Rankings*, [Data file]. Retrieved 8/20/2017 from www.countyhealthrankings.org.
6. Wisconsin Family Health Survey, Department of Health Services. (2017). *Mental Health in Wisconsin*. Retrieved 5/18/2017 from <https://www.dhs.wisconsin.gov/stats/fhs-mentalhealth-infographic.htm>.
7. Wisconsin Health Information Organization. (2015). *Claims data for health plans in Wisconsin* [Data file]. Retrieved 5/10/2017 from <https://impactintelligence.optum.com/whio>. Data represents providers serving children specifically.
8. Wisconsin Medicaid Program. (2016). *Medicaid Plan for Monitoring Access to Fee-for-Service Health Care*, Publication P01565. Madison, WI. Includes the providers who are licensed under the Wisconsin Department of Safety and Professional Services.
9. Health Resources and Services Administration (HRSA). (2017). *Medically Underserved Populations* [Data file]. Retrieved 9/22/2017 from <https://datawarehouse.hrsa.gov/>.